

AMRFV

Training

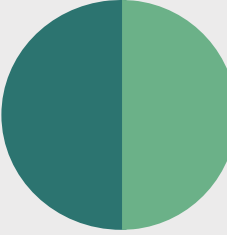


IRELAND

24 JUNE 2025



Funded by
the European Union



General introduction to the AMR impact. Focus on country's AMU & AMR figures

Hands-on Training for Farmers and Veterinarians: New measures to fight antimicrobial resistance

Ireland, 24 June 2025

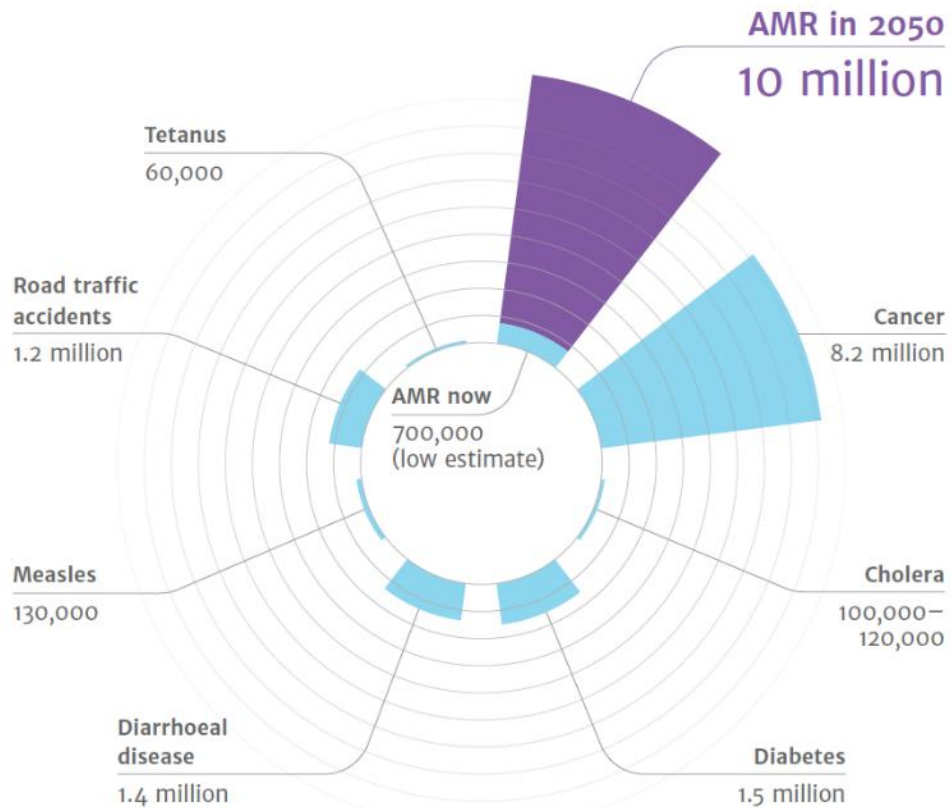


Funded by
the European Union



A Global threat

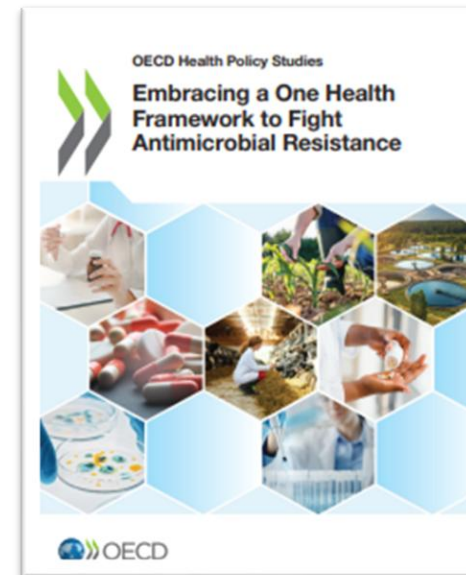
Estimated number of deaths caused by AMR in 2050 in comparison with current common causes of deaths



Economic impact

The estimated cost of AMR for healthcare systems in Europe is:

€1.1 billion/ year



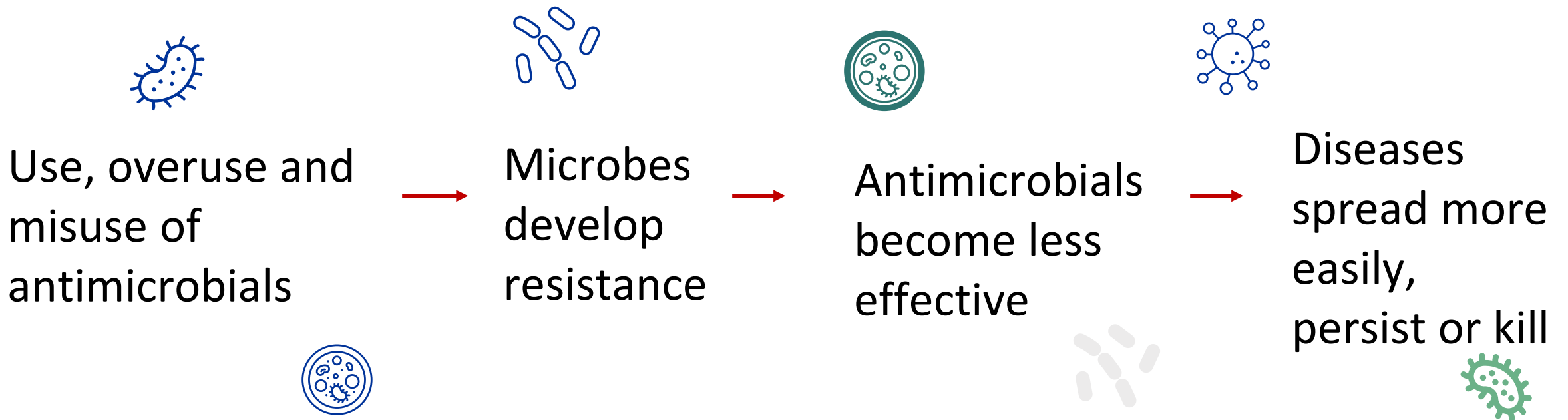
**New report
2023:**

\$\$ ↑↑

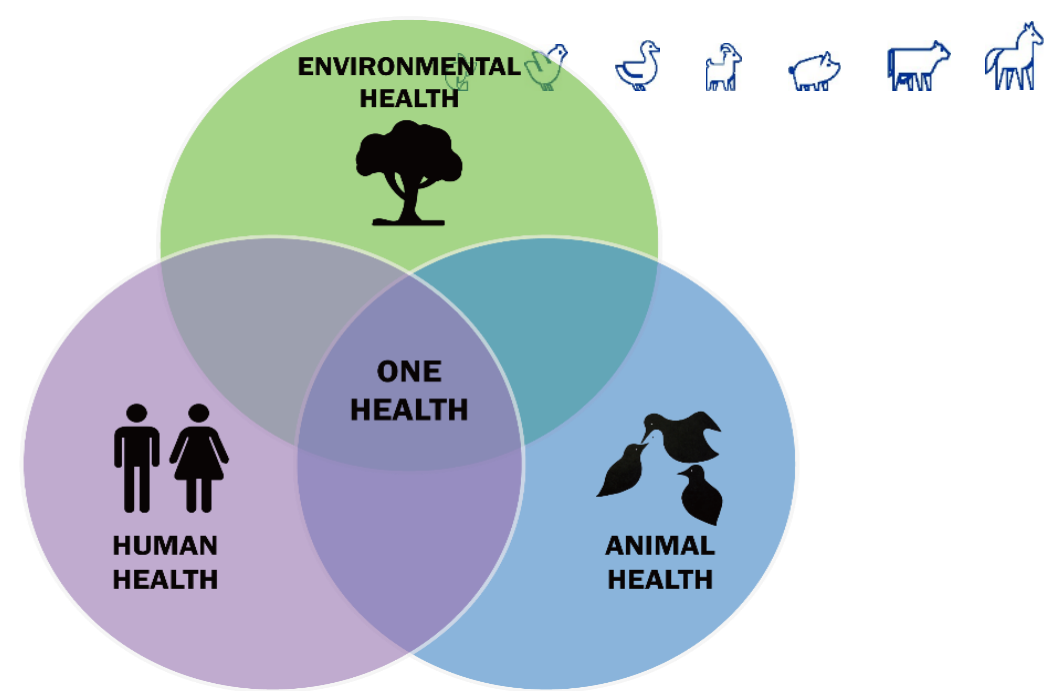
What is AMR and how does AMR occur?



Antimicrobial resistance (AMR) occurs when germs (bacteria, virus, or fungus) that cause infections resist the effects of the medicines used to treat them.

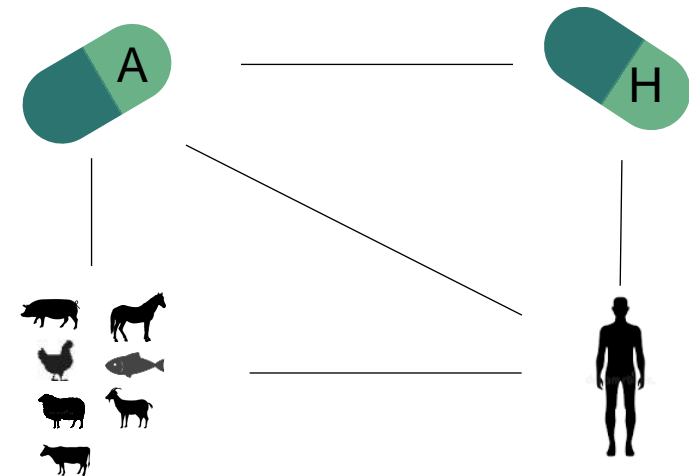


AMR is present in humans, animals, plants and the environment



Antimicrobial consumption in animals

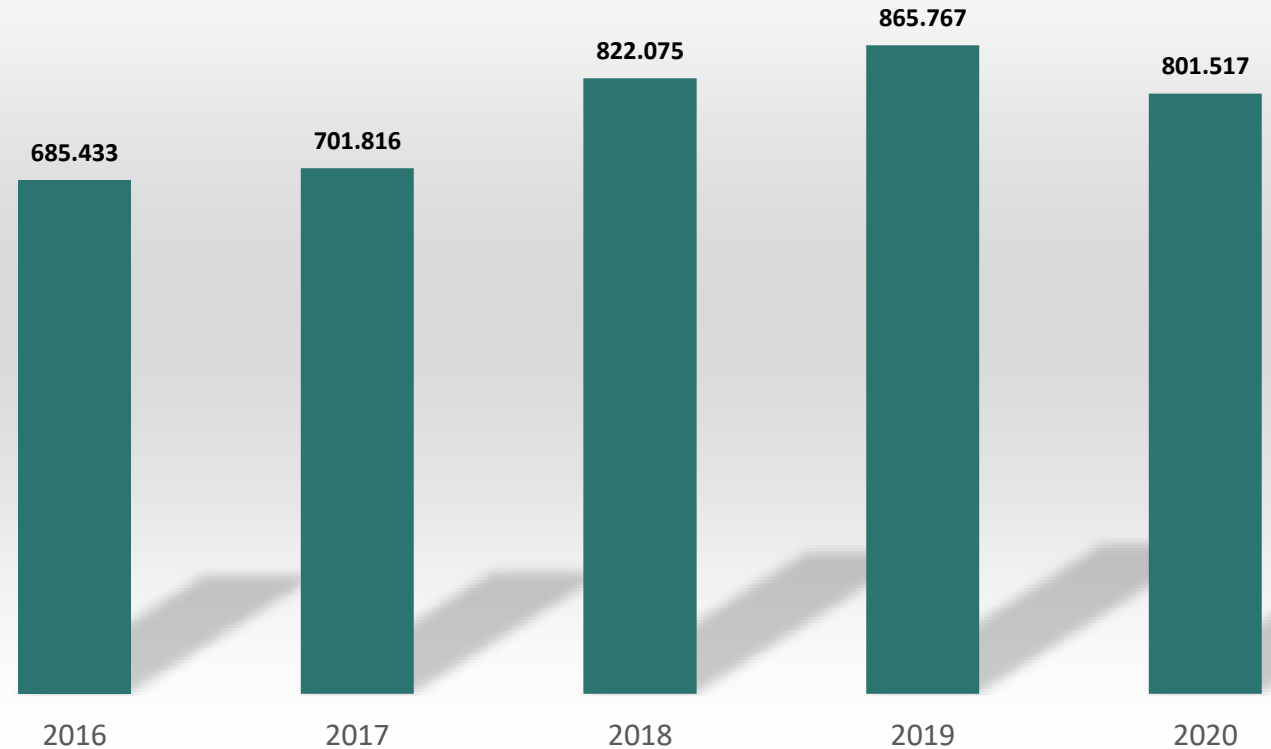
Antimicrobial consumption in humans





**Resistant bacteria
infect 800.000
people in EU/EFTA
every year
(ECDC data 2022)**

Estimated median number of infections, all types



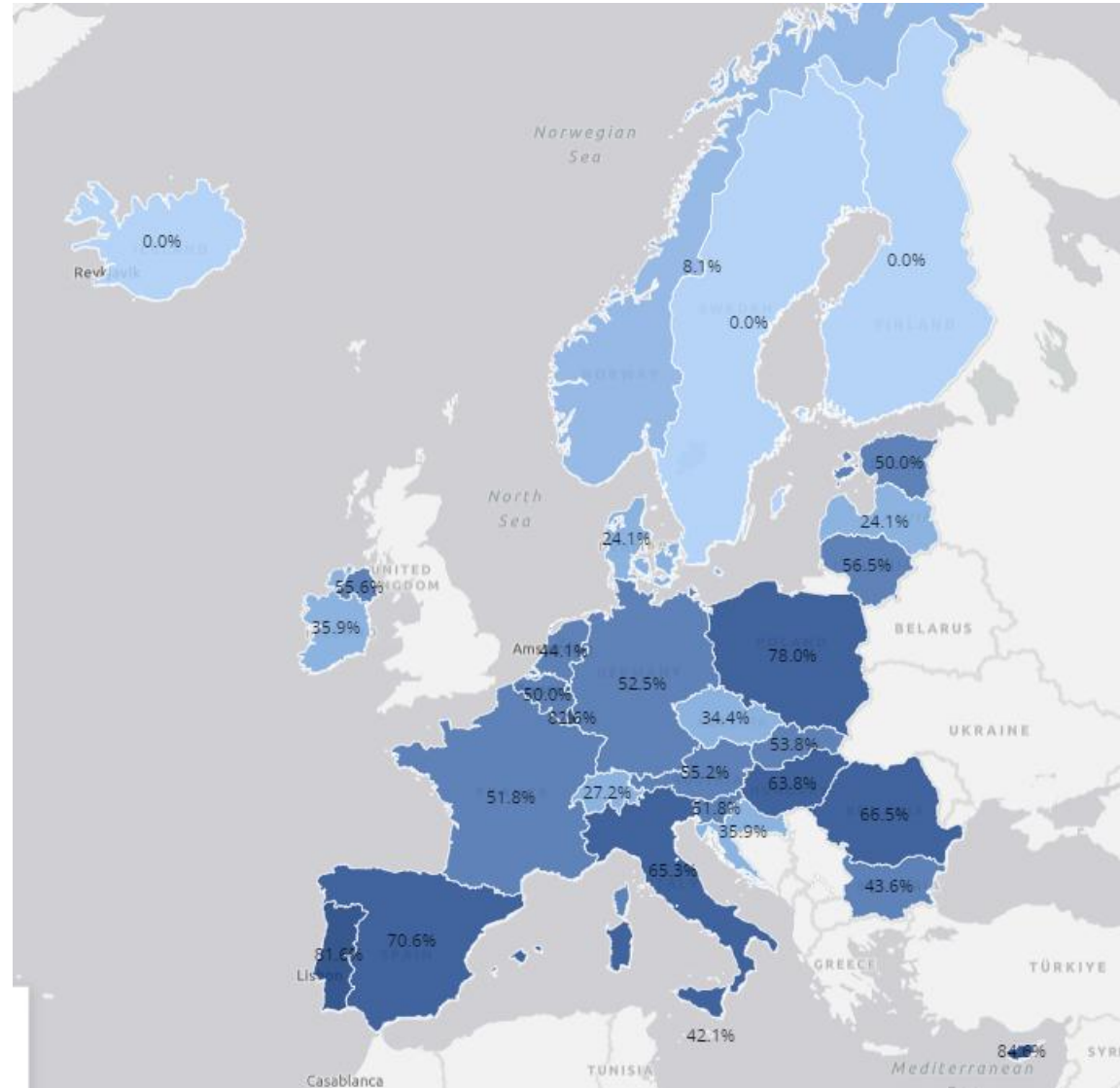
Source: ECDC (European Centre for Disease Prevention and Control)



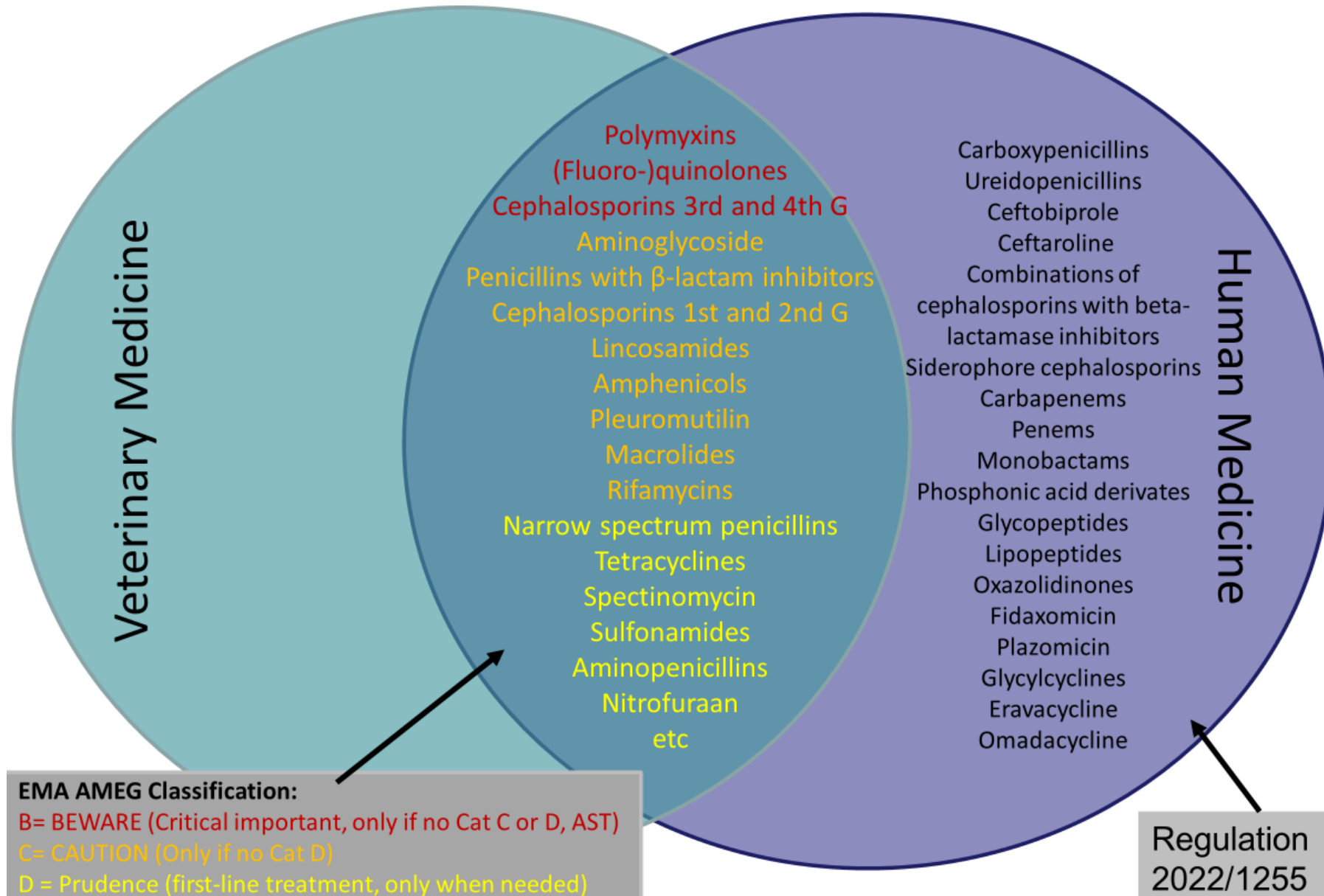
Resistance endangers public health AND animal health

[EFSA dashboard:](#)

Occurrence of AMR in broilers for *Campylobacter j.* against tetracycline



Different classes of antimicrobials



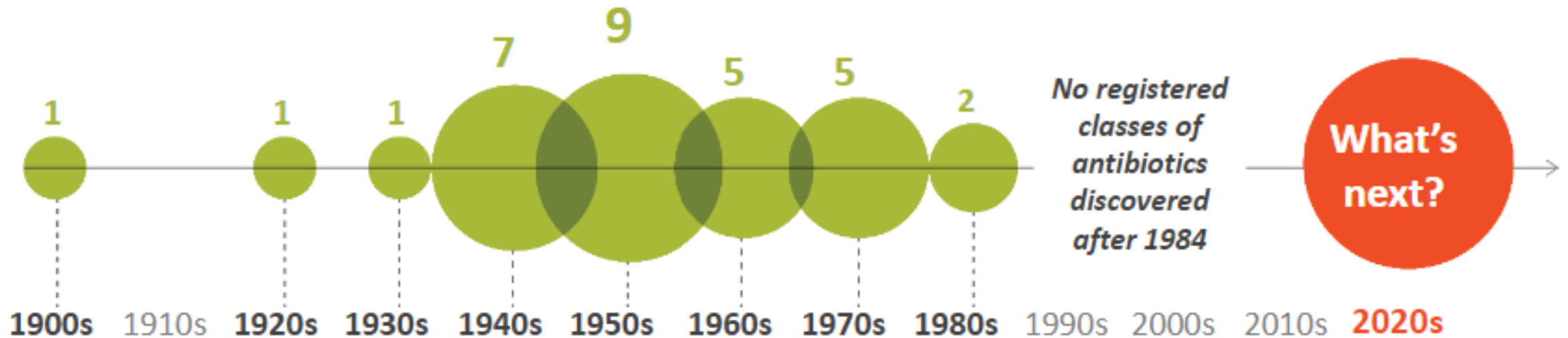
We need to keep the current antimicrobials effective!



Discovery of new antibiotics

More than 30-Year Void in Discovery of New Types of Antibiotics

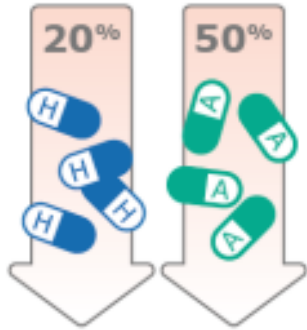
(Number of antibiotic classes discovered or patented)




Source: ECA based on "A sustained and robust pipeline of new antibacterial drugs and therapies is critical to preserve public health", Pew Charitable Trusts, May 2016.



What can we do?



Reduction in the use of antimicrobials
(overall reduction of 20% in people and 50% in animals)



Increased focus on infection prevention and control
(vaccination and better hygiene)



Responsible and prudent use of antimicrobials
(availability of diagnostic tests for selective use of antimicrobials and adherence to treatment guidelines)



Complementary data for future analysis of links between antimicrobial consumption and resistance

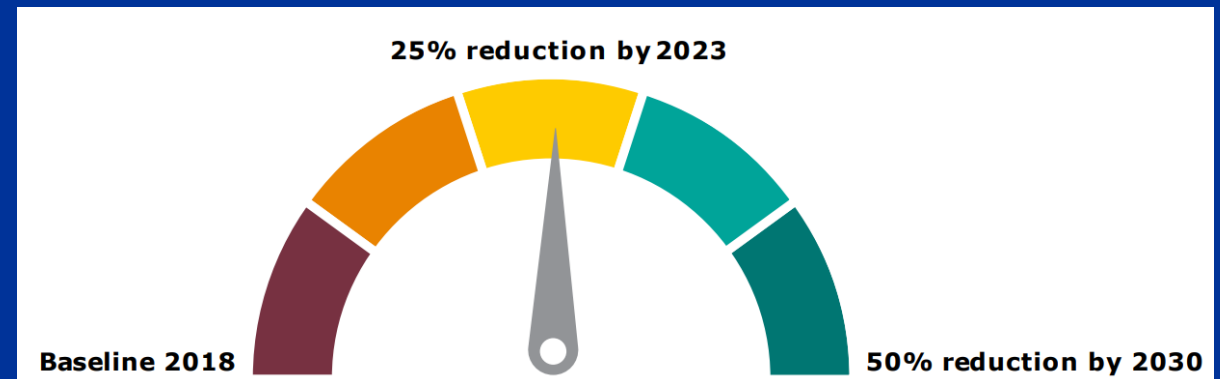


Targeted studies for understanding the transmission of antimicrobial resistance

“Farm to fork” Objective




50% reduction of overall EU sales of antimicrobials for farmed animals and in aquaculture by 2030



Sales reporting (ESVAC) becomes Sales and Use Reporting ESUAvet

European Surveillance of Veterinary Antimicrobial Consumption (ESVAC) project: 2009-2023

Voluntary reporting of veterinary antibiotics sales data



Data Collection on sales and use of antimicrobials



As of 2024, EU Member States must report annual data on the volume of sales and use of antimicrobial medicinal products in animals for the preceding year

- EU countries must start collecting on use data:
 - Cattle, pigs, poultry → as of 2023
 - All other food-producing animals → from 2026
 - Dogs, cats and fur animals → from 2029
- EMA will publish the first report on 31 March 2025, afterwards by 31 December covering the preceding year
- Data will be detailed with relevant animal species, categories or stages

Data to be collected for

1. Antidiarrheals, intestinal anti-inflammatory and anti-infective agents
2. Gynecological anti-infectives & antiseptics
3. Anti-infectives & antiseptics for intrauterine use
4. Antibacterials for systemic use
5. Antibacterials for intramammary use
6. Antiprotozoals (with antibacterial effect)
7. Antimycobacterials for intramammary use

The first ESUAvet report with 2023 data is now published

2023 use data does not provide the level of completeness and quality required for meaningful analysis.

Next report: December 2025



EUROPEAN MEDICINES AGENCY
SCIENCE MEDICINES HEALTH



European sales and use of antimicrobials for veterinary medicine

Annual surveillance report for 2023



An agency of the European Union

Sales of antimicrobials for food-producing animals in 2023 (mandatory scope)

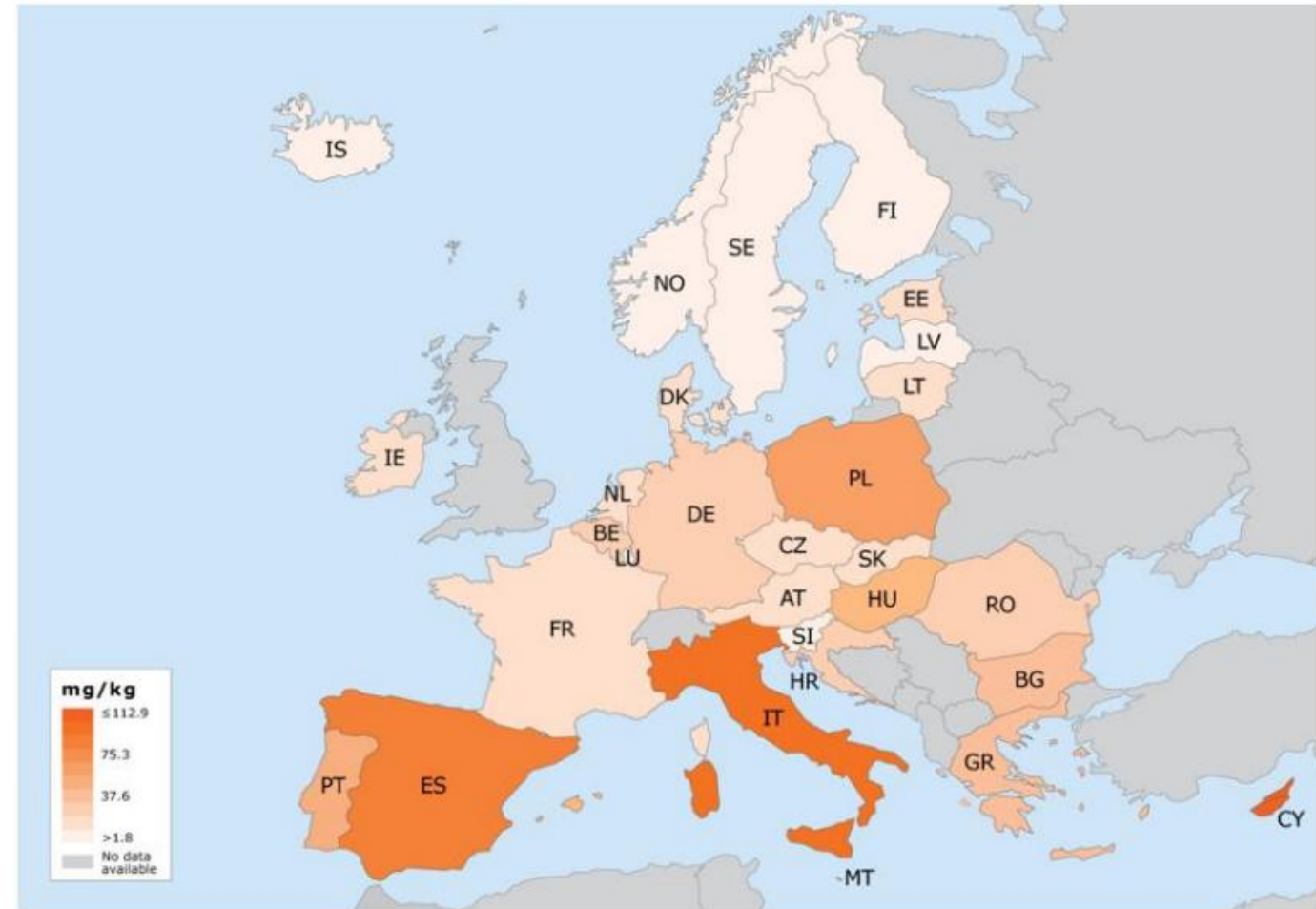
Figure 3. Sales of antimicrobial VMPs for food-producing animals (mg/kg) in the EU, IS and NO, in 2023^{1,2}

EU: 45.1 mg/kg

Across countries: 1.8 mg/kg to 112.9 mg/kg

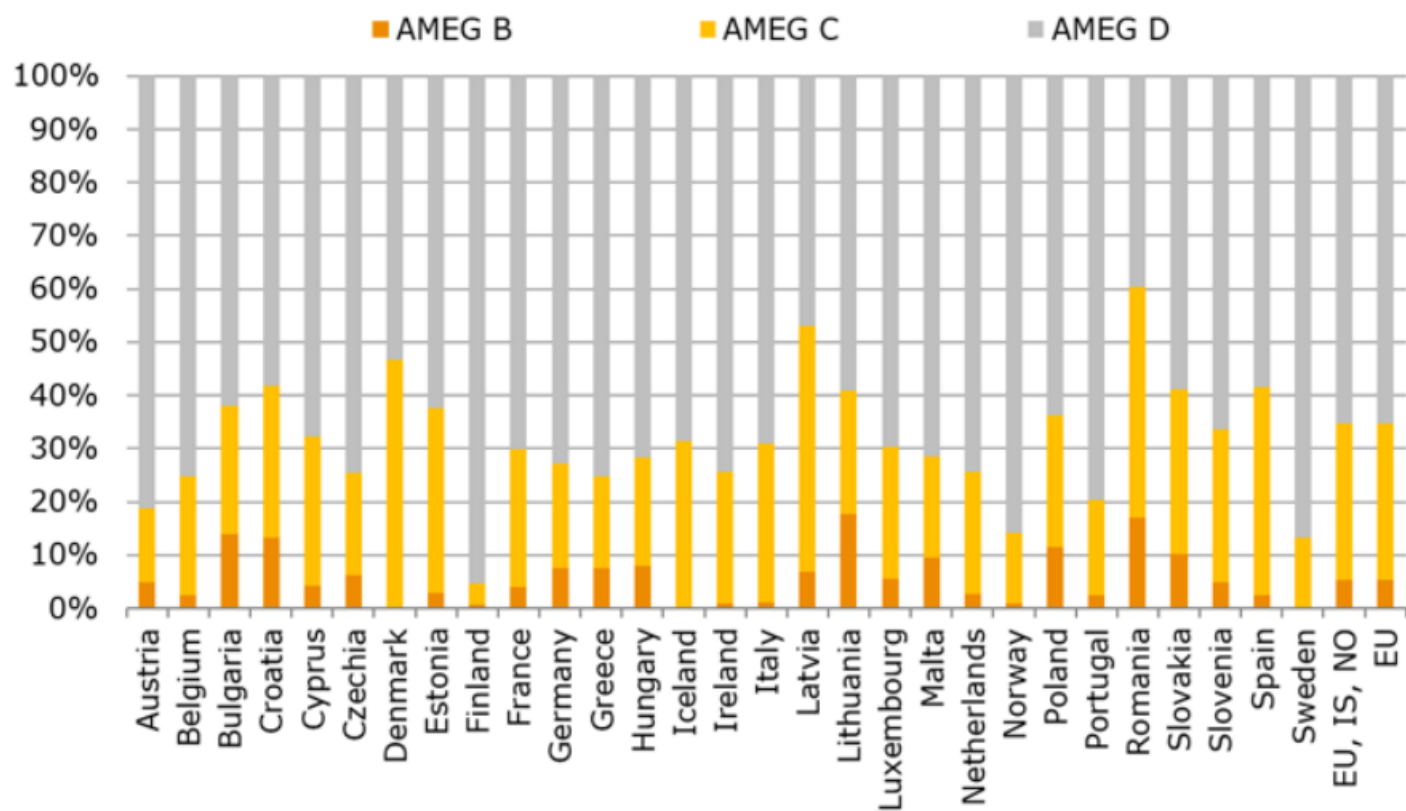
ESUAvet mandatory sales

Note: Not to be compared against ESVAC maps. Although the ESUAvet mandatory data covers the same ATCvet codes as for ESVAC during the period 2010-2022, the ESUAvet and ESVAC normalised sales indicators are different (explained in Annex 5).



Sales of antimicrobial for food-producing animals in 2023 (mandatory scope)

Figure 7. Proportion of sales of antimicrobial VMPs¹ for food-producing animals by AMEG Category² per country in 2023^{1,2,3}



AMEG D (prudence): 65.3%

AMEG C (caution): 29.3%

AMEG B (restrict): 5.4%

% of total EU sales



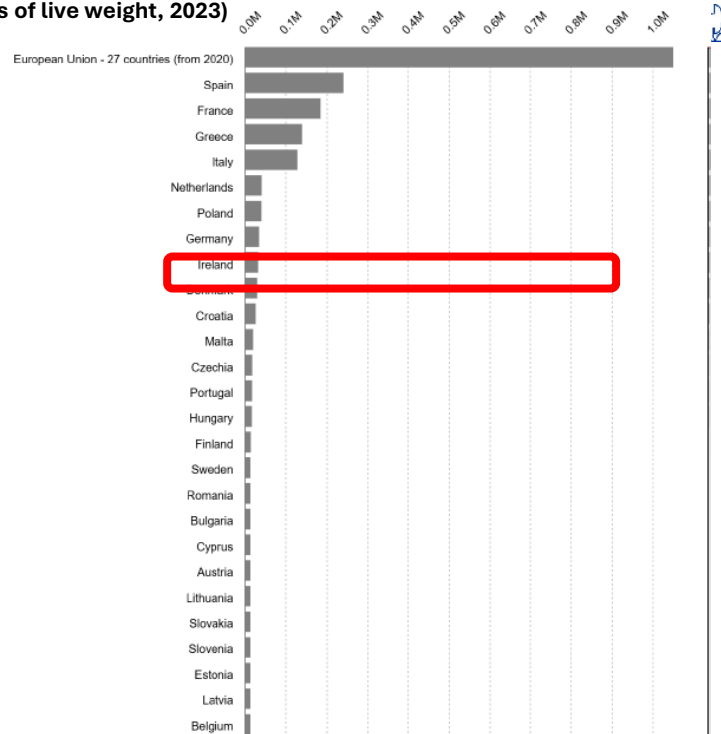
NATIONAL FIGURES



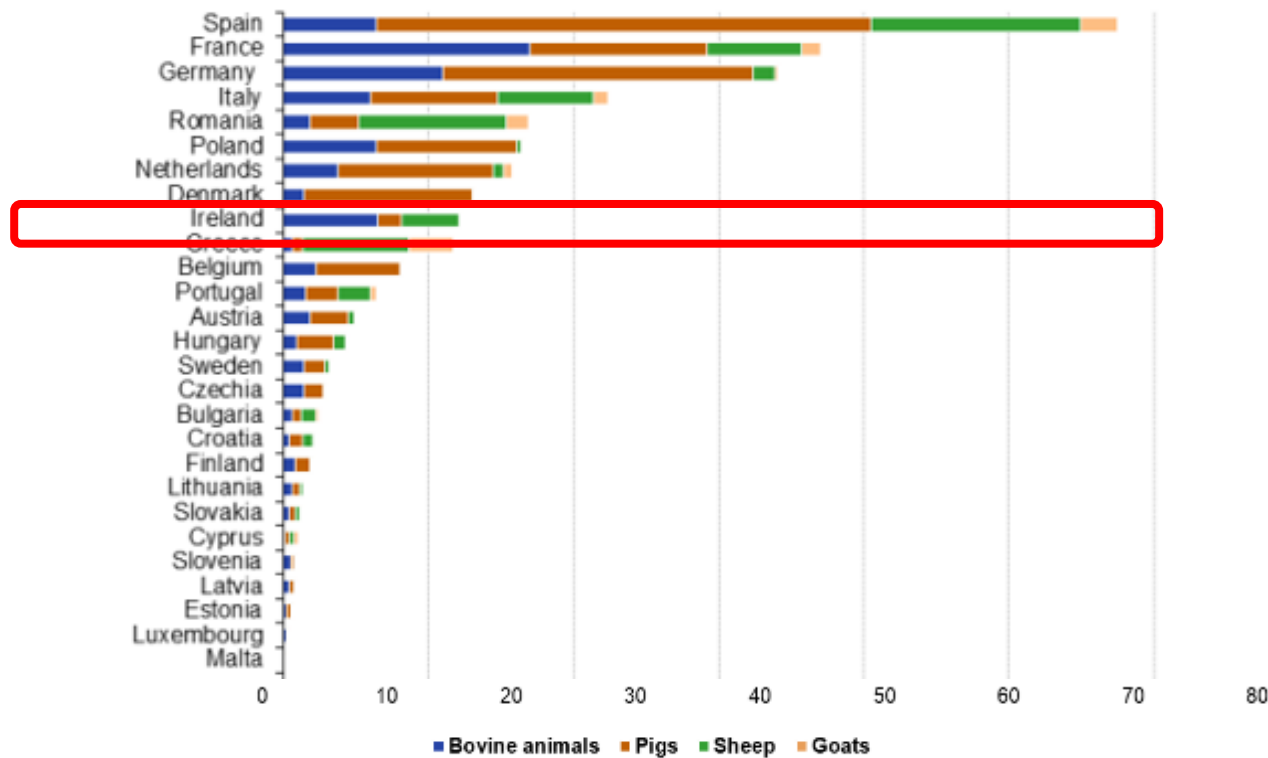
IRELAND

Animal food-producers data

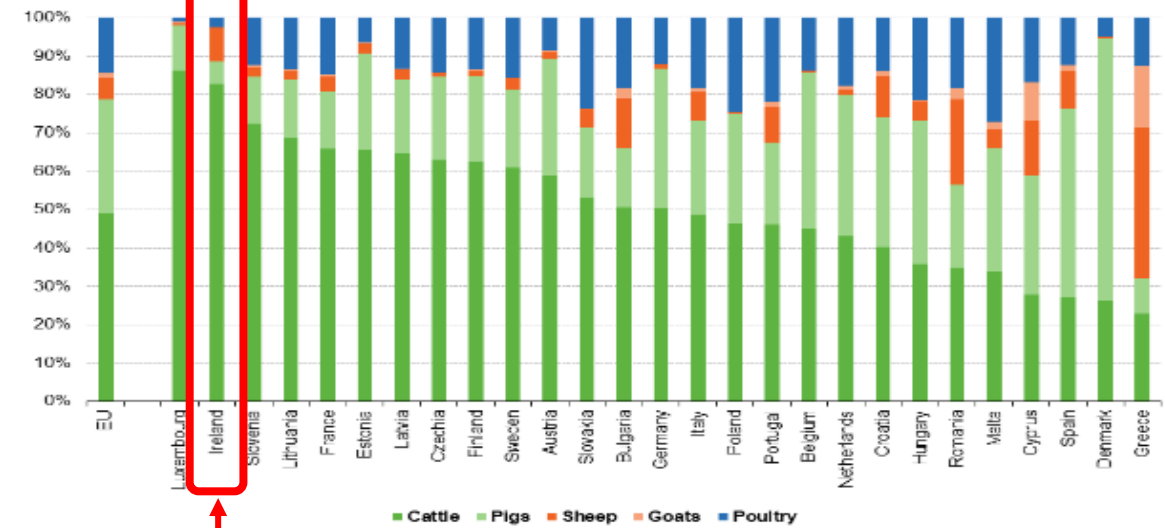
Aquaculture production (tonnes of live weight, 2023)



Livestock populations (million head, 2023)



Livestock population (% of total livestock units, 2020)



Note: includes estimates and provisional data.
 * This designation is without prejudice to positions on status, and is in line with UNSCR 124 and the ICJ Opinion on the Kosovo Declaration of Independence.
 Source: Eurostat (online data codes: apro_mt_lscatl, apro_mt_lspig, apro_mt_lssheep, apro_mt_lsgoat)

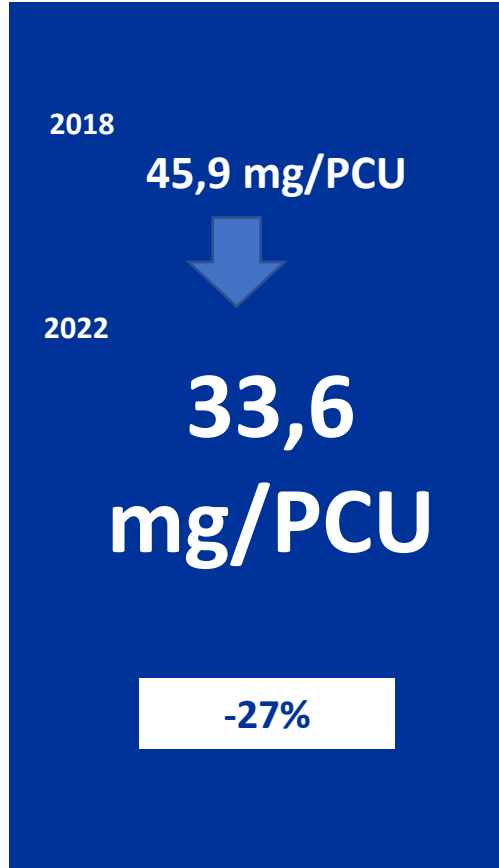
Sales of VMP in IRELAND



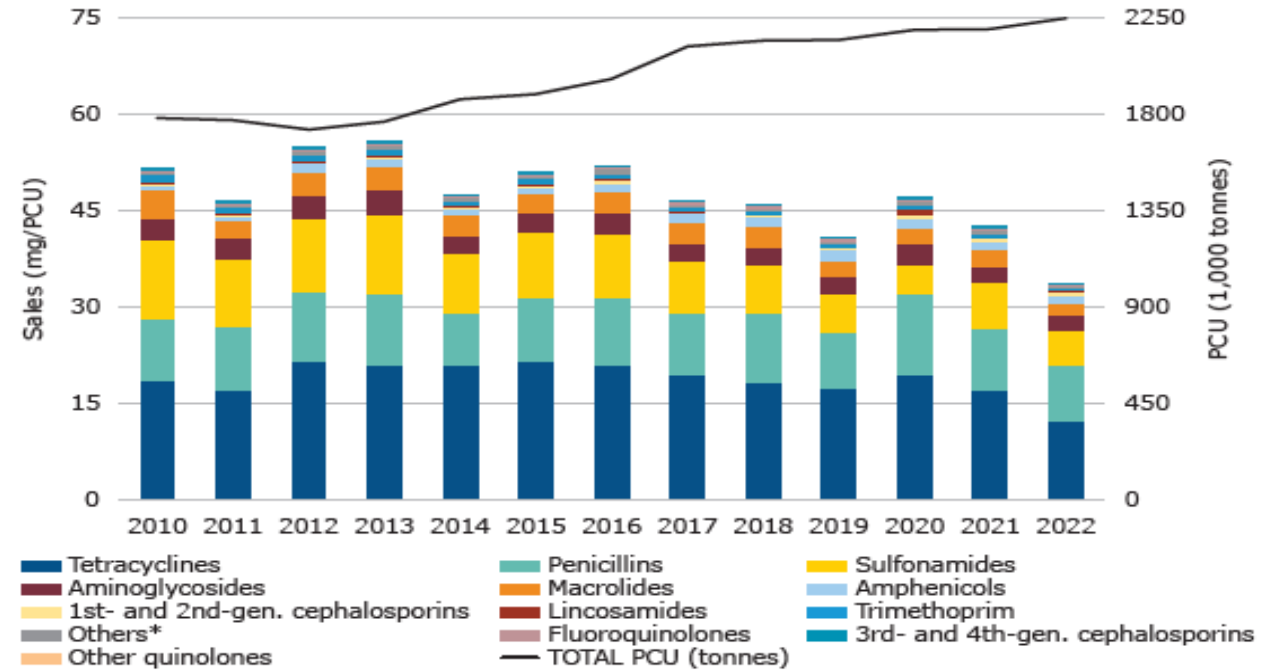
PCU 2022 (1.000 tonnes)

	1352
	290
	102
	358
	45
	0
	100
TOTAL	2246

Antimicrobial sales



Sales trends (2011-2022)



¹ Sales data sorted from highest to lowest in 2022.
² For reasons of commercial confidentiality, polymyxins and pleuromutillins are aggregated with 'Others'.
³ No sales of other quinolones in any of the years and no sales of polymyxins since 2021.
 * The class 'Others' includes sales of the following sub-classes: imidazole derivatives (metronidazole), and other antibacterials (novobiocin, spectinomycin). Of note is that some of the sales could be for non-food-producing animals.

Sales trends for food-producing animals, including horses and farmed fish, per country, in mg/PCU, from 2018 to 2023

Country	2018	2019	2020	2021	2022	2023	Trends 2018-2023
Ireland	45.9	40.8	47.0	42.4	33.6	33.4	

Sales of VMP in IRELAND



Since 2011:

- ↓ 27.4% overall annual sales (from 46.4 mg/PCU to 33.6 mg/PCU in 2022)
- 3rd- and 4th-generation cephalosporin sales <0.16 mg/PCU in all years)
- ↓ 41.7% quinolone sales (from 0.40 mg/PCU to 0.23 mg/PCU in 2022)
- 100% of all quinolone sales for this period were of fluoroquinolones
- ↓ 100% polymyxin sales (no sales since 2021)
- ↑ PCU increased by 26.9% between 2011 and 2022

[Country information](#)

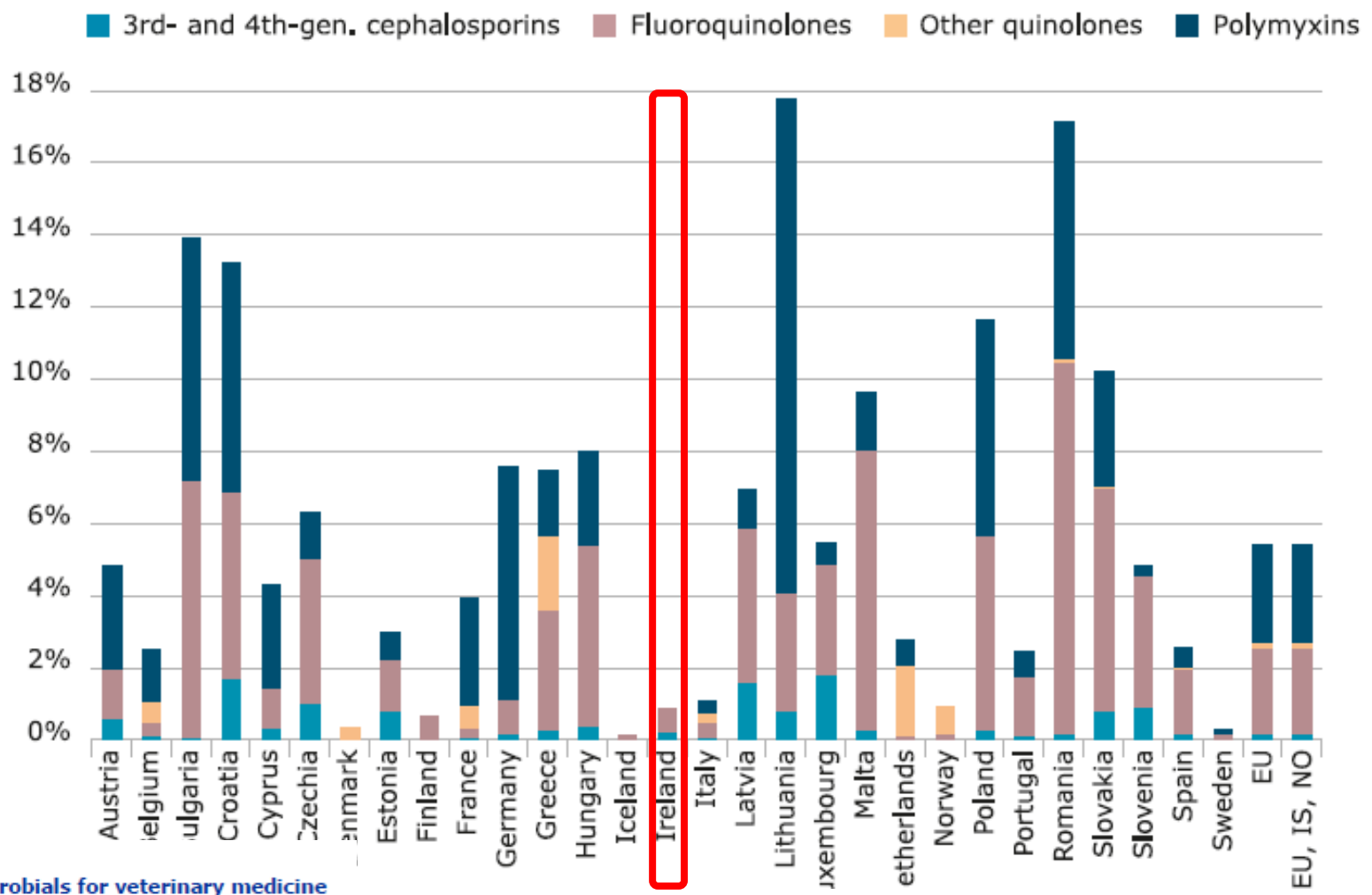
[ESVAC report](#)

2022 sales data

In 2022, overall sales decreased by 20.7% in comparison to 2021 (from 42.4 mg/PCU to 33.6 mg/PCU). The three highest selling antibiotic classes were tetracyclines, penicillins and sulfonamides, which accounted for 36.2%, 26% and 15.8% of total sales, respectively.



Proportion of total sales (in tonnes) of 3rd- and 4th-generation cephalosporins, fluoroquinolones, other quinolones and polymyxins of total antimicrobial VMP sales for food-producing animals, by country in 2023



Consumption of fluoroquinolones and other quinolones

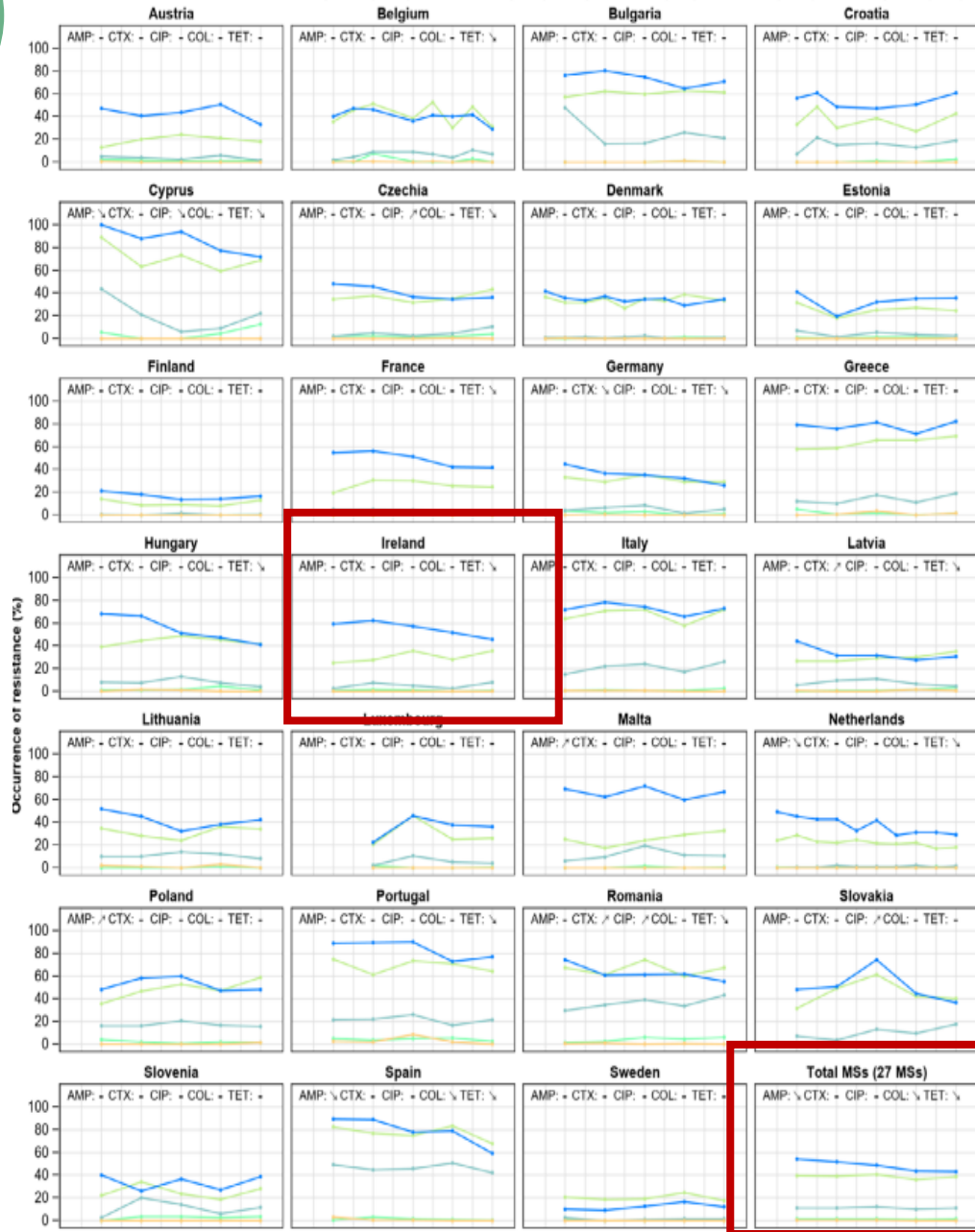




Achievements

Example 1

Trends in **resistance** to selected **antimicrobials** in indicator ***E. coli*** from **pigs**, 2014-2023 ([EFSA report](#))




In Total 27 MSs Resistance to:



ampicillin (AMP)

cefotaxime (CTX)

ciprofloxacin (CIP)



tetracycline (TET)

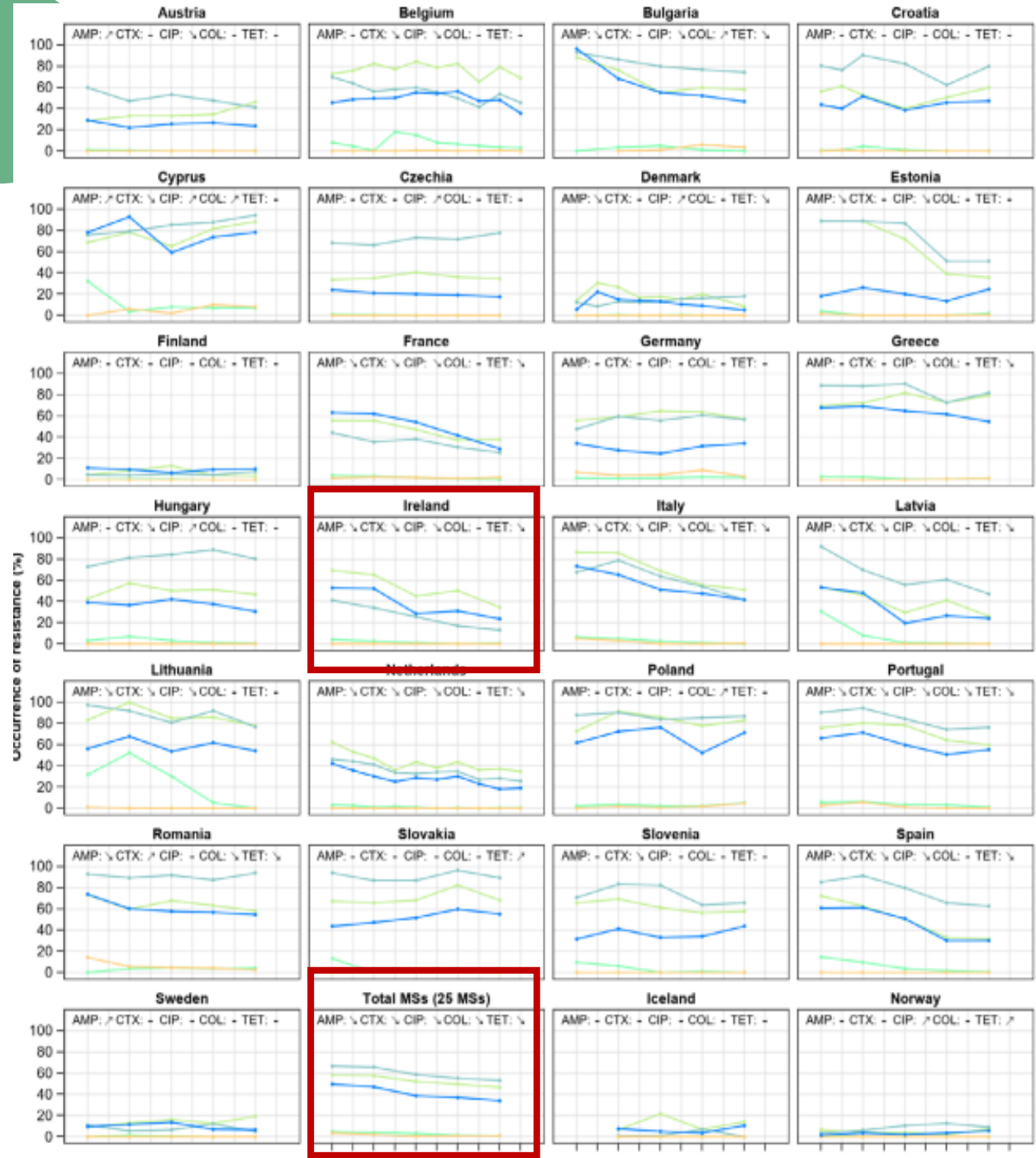





Achievements

Example 2

Trends in **resistance** to selected **antimicrobials** in indicator ***E. coli*** from **broilers**, 2014-2023 ([EFSA report](#))



- Resistance to:
 - ampicillin (AMP)
 - cefotaxime (CTX)
 - ciprofloxacin (CIP)
 - tetracycline (TET)



AMRFV

Training



Thank you!

